

6ドア2両組み込み  
2008年まで

5102・4F

←久喜・南栗橋

中央林間→

5100	5200	5300	5400	5500	5600	5700	5800	5900	5000
Tc2	M	T3	M2	M1	T2	T1	M2	M1	Tc1

↓ 脱車

↓ 脱車

↓ 組み換え

5100	5200	5300	5400	5500	5600	5700	5800	5900	5000
Tc2	M2	M1	T3	T2N	M2	M1	T1N	M	Tc1

↑ 6ドア新造

↑ 6ドア新造

5300
T3
5600
T2

4両

↓ 5107～16Fの5400に組み込み

5103・05・06F

5100	5200	5300	5400	5500	5600	5700	5800	5900	5000
Tc2	M	T3	M2	M1	T2	T1	M2	M1	Tc1

↓ 脱車

↓ 脱車

↓ 組み換え

5100	5200	5300	5400	5500	5600	5700	5800	5900	5000
Tc2	M2	M1	T3	T2N	M2	M1	T1N	M	Tc1

↑ 6ドア新造

↑ 6ドア新造

5600
T2
5700
T1

6両

↓ 5107～16Fの5400に組み込み

5107～5116F

5100	5200	5300	5400	5500	5600	5700	5800	5900	5000
Tc2	M2	M1	T3	T2N	M2	M1	T1N	M	Tc1

↑ 5102F～5106Fの5300・5600・5700

この時点での編成表

←久喜・南栗橋

中央林間→

5101F

5100	5200	5300	5400	5500	5600	5700	5800	5900	5000
Tc2	M	T3	M2	M1	T2	T1	M2	M1	Tc1

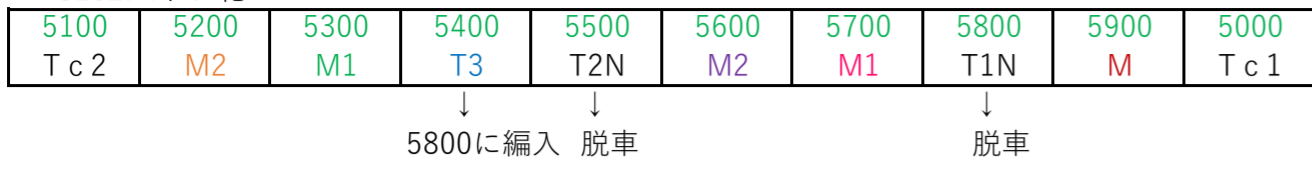
5201F～5117F・5120F

5100	5200	5300	5400	5500	5600	5700	5800	5900	5000
Tc2	M2	M1	T3	T2N	M2	M1	T1N	M	Tc1

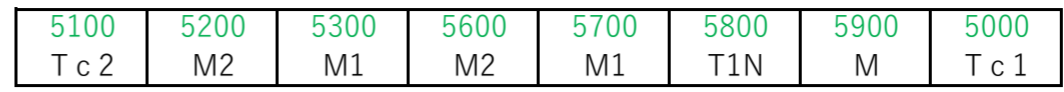
※5118F・5119Fは欠番

6ドア車3両組み込み

5102F4ドア化



→



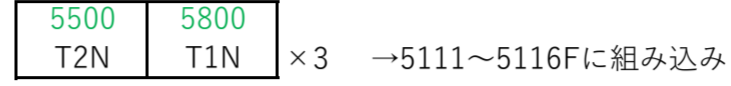
5103・04F4ドア化



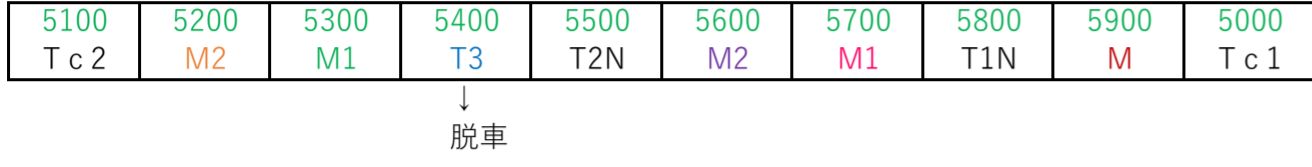
→



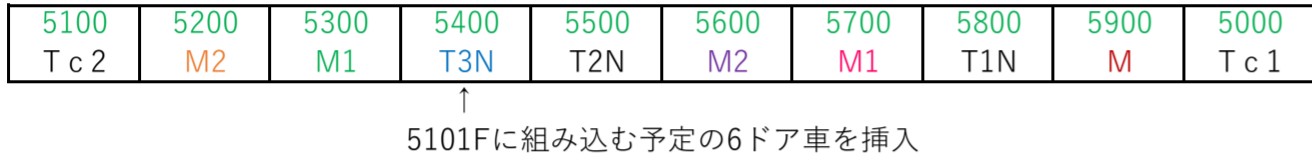
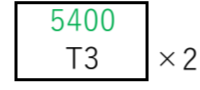
5102～04F6ドア車



5105・06F6ドア3両化



5405・5406

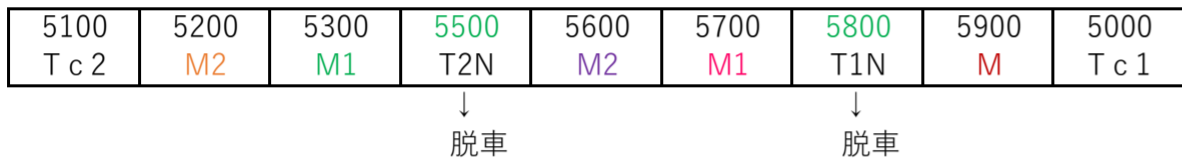


→

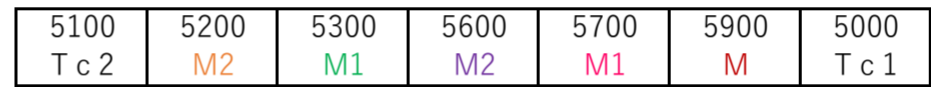
5105・06F



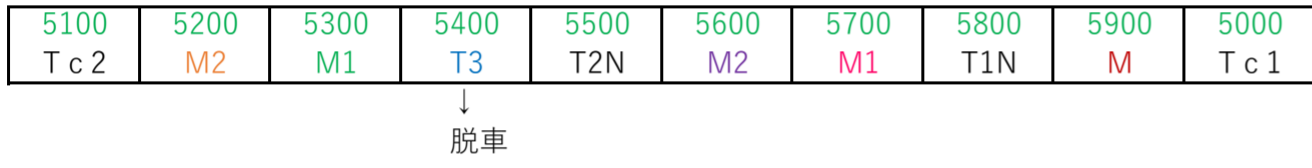
5118F・5119F導入



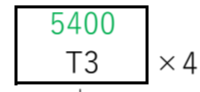
→



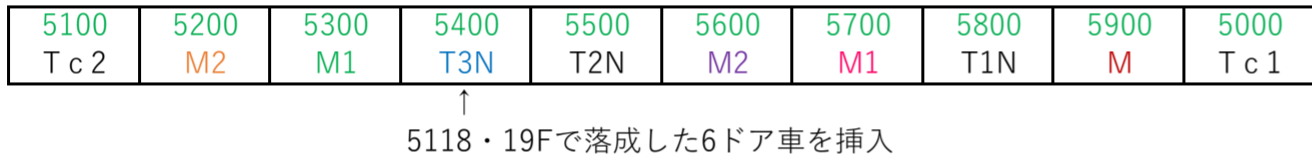
5107～5110F6ドア3両化



5407～5410



↓  
5118・5119Fに組み込み

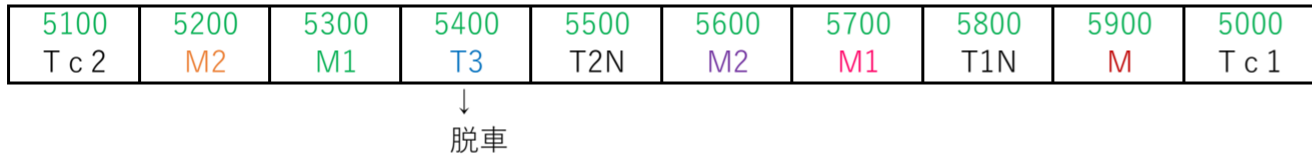


→

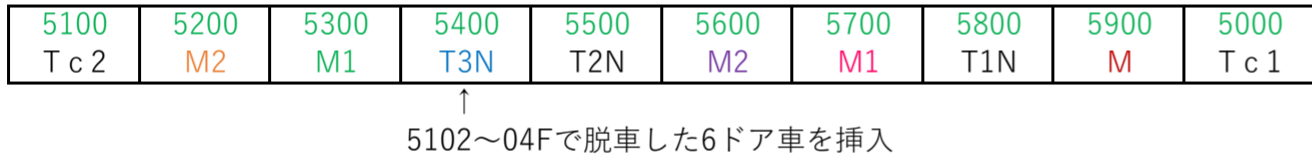
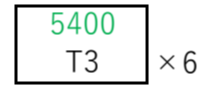
5107～5110F



5111～16F6ドア3両化



5411～5416

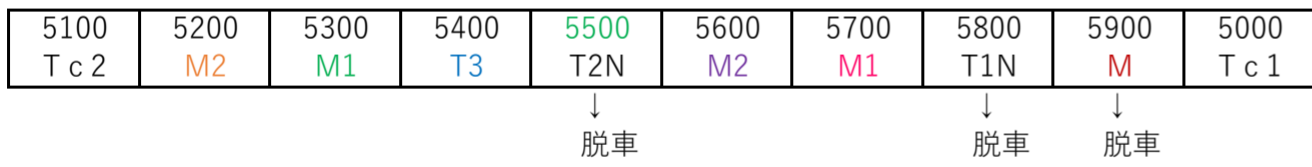


→

5111～5116F

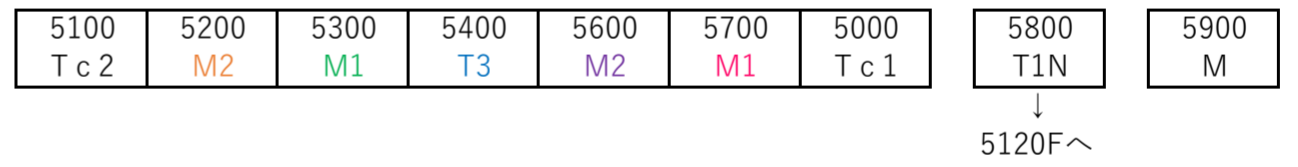


5122F導入

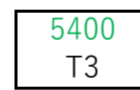
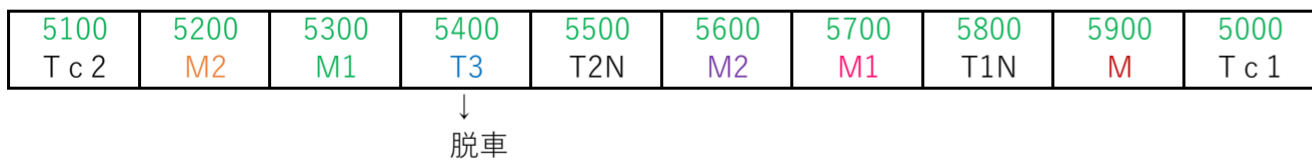


→

5122F

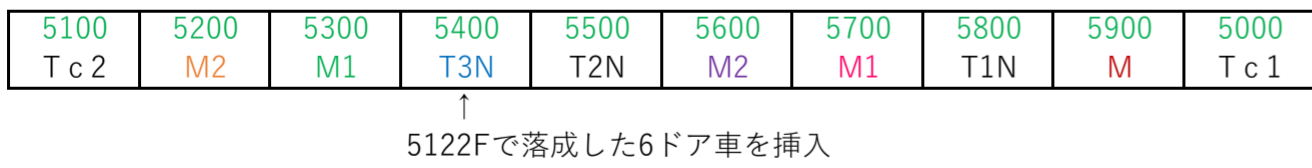


5117F6ドア3両化



↓  
5122Fに組成

5117F6ドア3両化

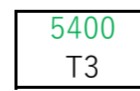
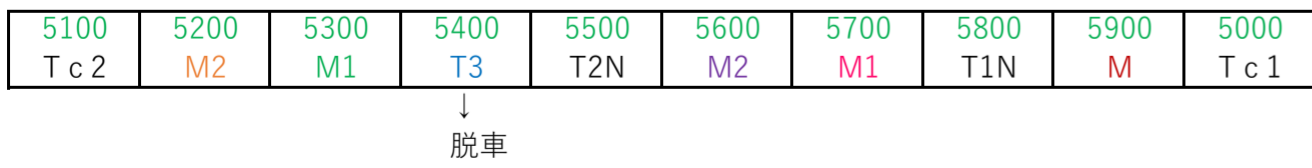


→

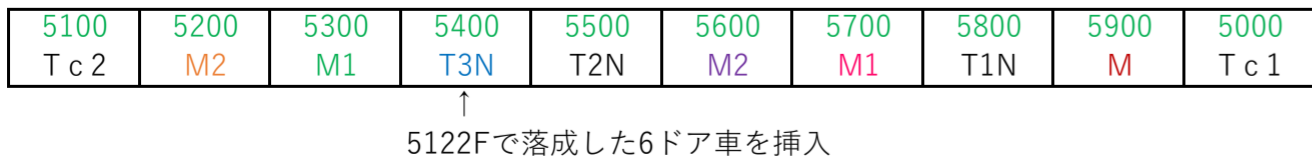
5117F



5120F6ドア3両化



→5121Fに組成



→

5120F



5118F・5119F・5122F東横線組成

5100	5200	5300	5600	5700	5900	5000
T c 2	M2	M1	M2	M1	M	T c 1

↓ 脱車

5100	5200	5300	5400	5500	5600	5700	5000
T c 2	M2	M1	T2	T1	M2	M1	T c 1

↑ 5407~5410・5417を挿入  
※うち1本は1両のみ組み込み

5121F 東横線組成

5100	5200	5300	5400	5500	5600	5700	5800	5900	5000
T c 2	M2	M1	T3	T2N	M2	M1	T1N	M	T c 1

↓ 5104Fへ ↓ 5104Fへ ↓ 脱車

5100	5200	5300	5400	5500	5600	5700	5000
T c 2	M2	M1	T2	T1	M2	M1	T c 1

↑ 5122Fから組み込み

5104F 再度6ドアへ

5100	5200	5300	5400	5500	5600	5700	5800	5900	5000
T c 2	M2	M1	T3	T2	M2	M1	T1	M	T c 1

↓ 脱車 ↓ 脱車 ↓ 脱車

5100	5200	5300	5400	5500	5600	5700	5800	5900	5000
T c 2	M2	M1	T3N	T2N	M2	M1	T1N	M	T c 1

↑ 新製 5122Fから ↑ 5122Fから

5900
M

 × 3

5118・19・22F

5100	5200	5300	5400	5500	5600	5700	5000
T c 2	M2	M1	T2	T1	M2	M1	T c 1

5900
M

5121F

5100	5200	5300	5400	5500	5600	5700	5000
T c 2	M2	M1	T2	T1	M2	M1	T c 1

5404	5505	5804
T3	T2	T1

5100	5200	5300	5400	5500	5600	5700	5800	5900	5000
T c 2	M2	M1	T3N	T2N	M2	M1	T1N	M	T c 1

余剰車

5400 T3 × 6 → 5102~5104Fに組み込み→5104F再度6両化後→

5400 T3 × 2 → 5170Fに組み込み

5918 M × 3 → 電装解除のうえ5169・73・74Fに組み込み

5404
T3
5505
T2
5804
T1

+ 5900 M → 電装解除

↓ 5171・72Fに組み込み※6両で導入し、上記編成を組み込み  
中央林間→

2010年時点での編成表

←久喜・南栗橋

5101F

5100	5200	5300	5400	5500	5600	5700	5800	5900	5000
T c 2	M	T3	M2	M1	T2	T1	M2	M1	T c 1

5102・03F

5100	5200	5300	5400	5500	5600	5700	5800	5900	5000
T c 2	M2	M1	T3	T2	M2	M1	T1	M	T c 1

5104~16・17・20F

5100	5200	5300	5400	5500	5600	5700	5800	5900	5000
T c 2	M2	M1	T3N	T2N	M2	M1	T1N	M	T c 1

←渋谷

元町中華街→

5118~5121F

5100	5200	5300	5400	5500	5600	5700	5000
T c 2	M2	M1	T2	T1	M2	M1	T c 1